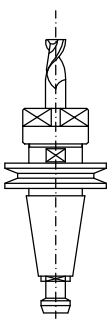
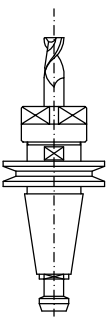


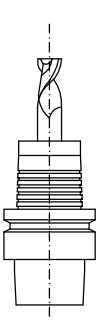
ARBOR ISO 25 DIN 69871



ARBOR ISO 30 DIN 69871



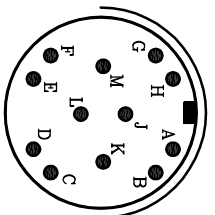
ARBOR HSK - E40 DIN 69893



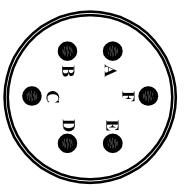
- 1-Coolant inlet (G1/8")
- 2-Coolant outlet (G1/8")
- 3-Hydraulic pressure (50bar max) (G1/4")  
(To use only with stop spindle )
- 4-Inlet air arbor's cleaning 6 bar (G1/8")  
(please use only and exclusively with released tool and piston under pressure)
- 5-Electric connection  
3phases motor - Earth  
Motor thermich switch (NC)
- 6-Outlet sensor's cables (S1 - S2 -S3)  
S1 = Tool's arbor clamped.  
S2 = Piston under pressure ready for receiving tools arbor  
S3 = Signal of spindle rotating
- 7-Front-side pressurization-(1/8")

Weight: 14 Kg

CERAMIC-HYBRID BEARINGS

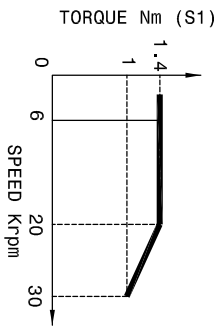
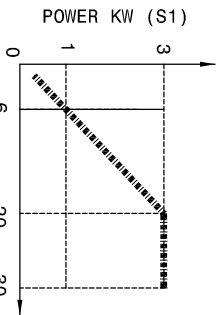


- A blue 0 V DC
- B brown +24 V DC
- C black S1 signal
- D black S2 signal
- E black S3 signal
- F not connected
- G not connected
- H not connected
- J not connected
- L not connected
- M shield
- K not connected



- A brown phase U
- B blue phase V
- C black phase W
- D yellow-green Earth
- E thermich switch NC
- f thermich switch NC

|             |     |      |       |       |
|-------------|-----|------|-------|-------|
| SPEED       | RPM | 6000 | 20000 | 30000 |
| FREQUENCY   | Hz  | 200  | 667   | 1000  |
| POWER (S1)  | KW  | 1    | 3     | 3     |
| TORQUE (S1) | Nm  | 1.4  | 1.4   | 1     |
| TENSION     | V   | 105  | 350   | 350   |
| CURRENT     | A   | 8.3  | 7.9   | 7.5   |



Motor : 4 pole

Runout taper 0.002mm



SUBJECT : PS-TC-2  
CUSTOMER :