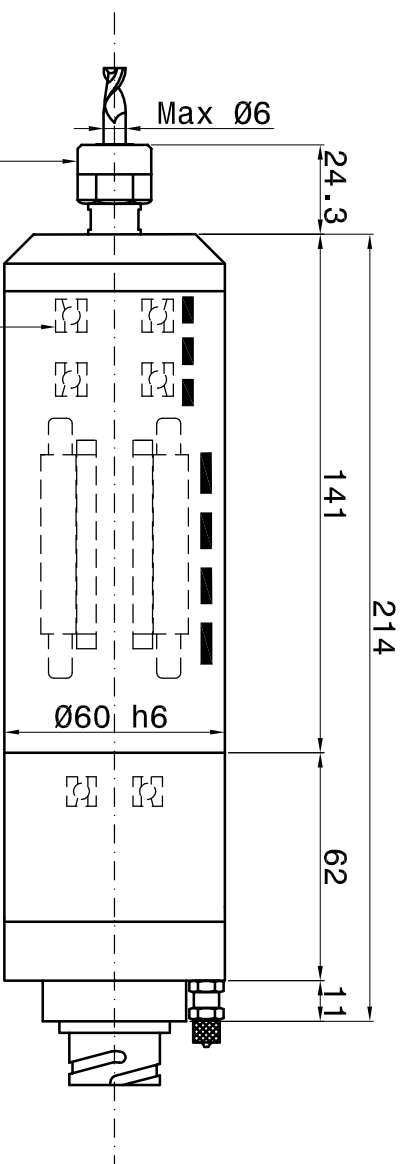


- 1-Coolant inlet (M6)
 - 2-Coolant outlet (M6)
 - 3-Front-side pressurization (M6)
 - 4-Electric connection
- 3Phases motor - Earth
Motor thermich switch (N°1 PTC)


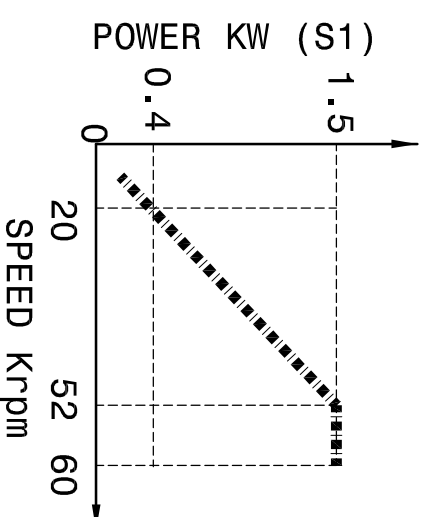
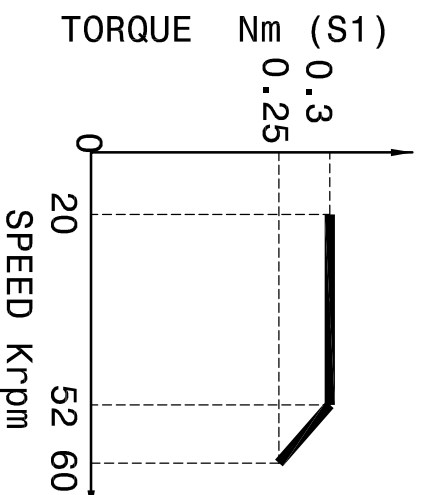
SPEED	RPM	20000	52000	60000
FREQUENCY	Hz	353	888	1000
POWER (S1)	KW	0.4	1.5	1.5
TORQUE (S1)	Nm	0.3	0.3	0.25
TENSION	V	87.5	220	220
CURRENT	A	3.8	4.2	4.1

Runout taper 0.002mm



SCHAUBLIN COLLET D 12

CERAMIC-HYBRID BEARINGS 2XØ15



SUBJECT : M-1
CUSTOMER :

Weight: 4 Kg

Sheet:1/1

Dwg.n°:260-00

DATE : 17/04/2007