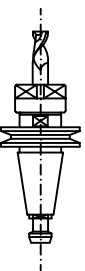


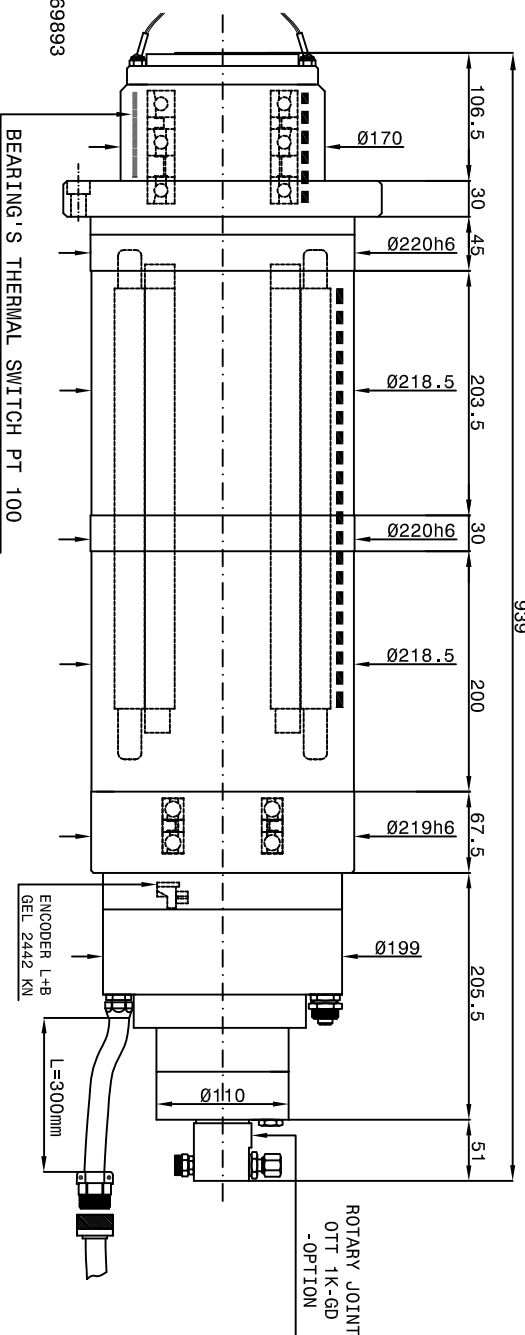
AVAILABLE TOOLHOLDERS



TOOLHOLDER ISO/BT 50



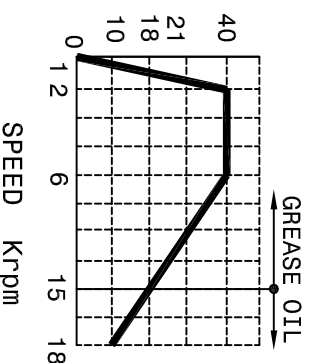
TOOLHOLDER HSK-A/E-F-63/80 DIN 69893



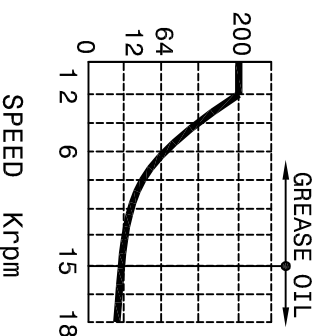
939

- A-Coolant inlet-outlet
- B-Double effect tool's release hydraulic cylinder inlet
- C-Electrical motor connections
- D-Sensor S1-S2-S4 cables to check the tool change operation and PT100 thermal bearing's control
- E-Front spindle and rotary joint (option) pressurisation
- F-External tool's lubricorefrigeration
- G-Air-oil lubrication of each bearing's inlet
- H-Outflow oil
- I-Encoder cables and HF motor thermal switches exit
- L-Tool's Lubrerefrigeration through the centre by rotary joint and arbor's air cleaning
- M-Rotary joint leakage outlet

POWER KW (S1)



TORQUE Nm (S1)



- Asynchronous motor 8 poles
- Max power 40 Kw
- Max torque 200 Nm
- Tension 380 V
- Max current 108 A
- Max frequency 1200 HZ
- N°3 Ø 80 front hybrid ceramic bearings
- Bearings's lubrication by permanent grease or air-oil for high speeds
- Internal cooling by liquid circuit
- Automatic clamping tools
- Required cooling capacity 9600 Watt
- Weight Kg 150



SUBJECT: PS-TCV-8
CUSTOMER:

SHEET : 1/1

DATE : 22/12/2008