

SERIES PS-TC / PS-TCV

MILLING ELECTROSPINDLES



Electrospindles with automatic tool change for CNC. They are equipped with:


- Sensors to check the tool change operations.
- Hybrid ceramic bearings greased with permanent grease with no maintenance for average lifetime of approximately 6.000 hours of work or with minimal air-oil system for high speed.
- Motors HF with high performances, asynchronous and synchronous according to the applications, provided of thermal switch KTY 84 to protect them.
- Vector control to do the indexing shaft and the rigid tapping.
- Liquid passage through electrospindles to cool the tools.
- Internal liquid circuit to cool the motor HF and the bearings in order to guarantee stability and precision of the Electrospindle.
- Front pressurisation with air barrier and protection labyrinth.
- Arbor cleaning during tool change operations.
































Product Technology
















 [Download Product Technology \(4.7 KiB\)](#)



Cod	Diameter mm	Power S1 (100%) Kw	Torque S1 (100%) Nm	Max speed- grase Rpm	Max speed- air oil Rpm	Tool Rpm Interface	Cooling	Download
TC-1-S	45	0.55	0.1	50.000	62.000	SCHAUBLIN COLLET	FORCED AIR	 DOWNLOAD 

 [PS TC-1-S-ING
B_W.pdf \(145.5](#)

Cod	Diameter mm	Power S1 (100%) Kw	Tourque S1 (100%) Nm	Max speed- grase Rpm	Max speed- air oil Rpm	Tool Interface	Cooling	Download
TC-1-SP	60	0.93	0.2	40.000	60.000	ISO 10	LIQUID	KiB)
								 DOWNLOAD 
								 PS TC-1-SP-ING B_W.pdf (208.1 KiB)
TC-1	80	3	0,95	40.000	60.000	ISO 20 / HSK E-25	LIQUID	 DOWNLOAD 
								 PS TC-1-ING B_W.pdf (243.6 KiB)
TC-2	100	7,5	2,4	30.000	46.000	ISO 25 / HSK E-32/40	LIQUID	 DOWNLOAD 
								 PS TC-2 ING B_W.pdf (231.6 KiB)
TC-3	110	8	3,9	30.000	40.000	ISO 30 / HSK E-40	LIQUID	 DOWNLOAD 
								 PS TC-3 ING B_W.pdf (253.3 KiB)
TC-4	120	12	5,7	30.000	40.000	ISO 30 / HSK E-40/50	LIQUID	 DOWNLOAD 
								

Cod	Diameter mm	Power S1 (100%) Kw	Tourque S1 (100%) Nm	Max speed- grase Rpm	Max speed- air oil Rpm	Tool Interface	Cooling	Download
TCV-1	140	15	15	24.000	30.000	HSK E- A/50	LIQUID	PS TC-4- ING B_W.pdf (297.0 KiB)  DOWNLOAD 
								 PS TCV-1-ING B_W.pdf (237.1 KiB)
TCV-2	160	10	8	30.000	40.000	HSK E-40	LIQUID	 DOWNLOAD 
								 PS TCV-2 -ING B_W.pdf (233.7 KiB)
TCV-3	160	17	27	18.000	24.000	ISO 40 / HSK A-63	LIQUID	 DOWNLOAD 
								 PS TCV-3-ING B_W.pdf (234.9 KiB)
TCV-4	180	22	57	15.000	18.000	ISO 40 / HSK A-63	LIQUID	 DOWNLOAD 
								 PS TCV-4 ING B_W.pdf (274.3 KiB)
TCV-5	180	20	32	18.000	24.000	ISO 40 / HSK A-63	LIQUID	 DOWNLOAD 

Cod	Diameter mm	Power S1 (100%) Kw	Tourque S1 (100%) Nm	Max speed- grase Rpm	Max speed- air oil Rpm	Tool Interface	Cooling	Download
TCV-6	210	21	85	18.000	22.000	ISO 40 / HSK A-63	LIQUID	 PS-TCV-5 ING B_W.pdf (282.6 KiB)
								 DOWNLOAD 
TCV-7	220	26	125	14.000	18.000	ISO 40 / HSK A-63	LIQUID	 PS-TCV-6 ING B_W.pdf (281.3 KiB)
								 DOWNLOAD 
TCV-8	220	40	200	15.000	18.000	ISO 40-50 / HSK A-63/80	LIQUID	 PS TCV-7 ING B_W.pdf (282.7 KiB)
								 DOWNLOAD 
TCV-9	260	30	290	12.000	14.000	ISO 40-50 / HSK A-80/100	LIQUID	 PS TCV-8 ING B_W.pdf (290.5 KiB)
								 DOWNLOAD 
TCV-10	300	35	335	8.000	10.000	ISO 50 / HSK A-80/100	LIQUID	 PS TCV-9 ING B_W.pdf (286.7 KiB)
								 DOWNLOAD 

Cod	Diameter mm	Power S1 (100%) Kw	Tourque S1 (100%) Nm	Max speed- grase Rpm	Max speed- air oil Rpm	Tool Interface	Cooling	Download
TCV-11	380	72	1350	6.000	6.000	ISO 50 / HSK A-80/100	LIQUID	 PS TCV-10 ING B_W.pdf (282.7 KiB)  PS TCV-11 ING B_W.pdf (265.1 KiB)

